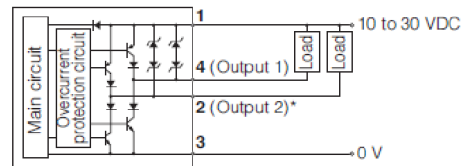


Wiring, Output Diagram

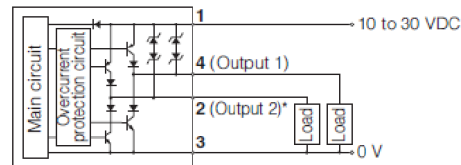
Output diagram

When choosing an NPN output



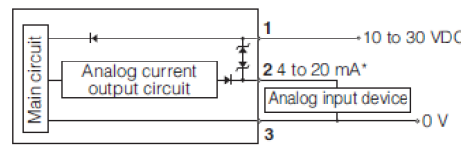
* When choosing the function of output 2 ω t (control output) only.

When choosing a PNP output



* When choosing the function of output 2 ω t (control output) only.

Analog output diagram



* When Choosing R_{nL} of the Function of Output 2 only.

Pin



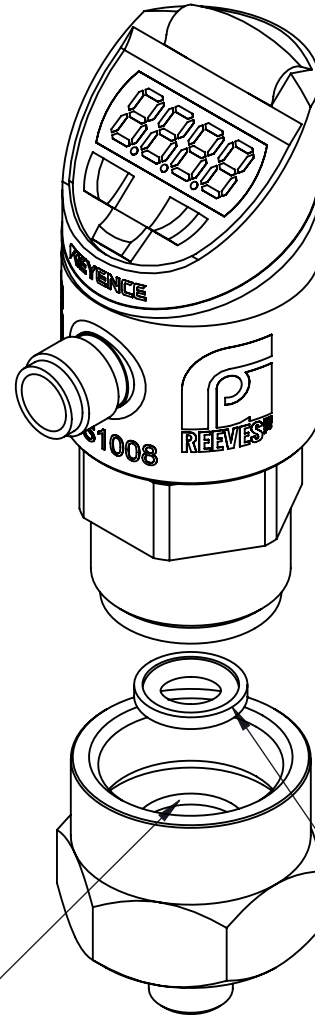

M12 Connector Cable (Optional) Pin Position



1	Brown
2	White
3	Blue
4	Black

Pressure Reference	
MPa	PSI
0.1	14.5
0.5	72.5
1	145
5	725
10	1450
15	2,175
20	2,900
25	3,625

3D Model Available



NOTE: FOR MOISTURE-CURE MATERIALS, THE CAVITY MUST BE FILLED WITH DISPENSED PRODUCT OR SUITABLE VAPOR BARRIER, SUCH AS SYNTHETIC GREASE
VERIFY COMPATIBILITY WITH YOUR MATERIAL

SPECIALTY O-RING SET INCLUDED WITH SENSOR AND MUST BE INSTALLED

EPS1008-4A:

Electronic pressure sensor with a diaphragm to reduce unwanted contact or curing within the sensor preventing false readings. EPS1008 is available as digital, analog (4-20mA), discrete, or PNP/NPN with a pressure range of 0-3,900 PSI and has an SAE 4 male adapter fitting.

SALES DRAWING

UNLESS SPECIFIED:
DIMENSIONS IN INCHES

PROPRIETARY AND CONFIDENTIAL
THE INFORMATION CONTAINED IN THIS DRAWING IS THE SOLE PROPERTY OF G.P. REEVES INC. ANY REPRODUCTION IN PART OR AS A WHOLE WITHOUT THE WRITTEN PERMISSION OF G.P. REEVES INC. IS PROHIBITED.

	BY	DATE
MODELED	BMA	1/28/2022
DETAILED	DDF	8/16/2023



GP REEVES INC
HOLLAND, MI USA

DESCRIPTION:

ELECTRONIC PRESSURE SENSOR, 0-3,900 PSI, DIGITAL/ANALOG/DISCRETE/PNP/NPN, SAE-4 ADAPTER

DRAWING NO.

EPS1008-4A

REV
A

WEIGHT:	SIZE B	SCALE: 1:1	SHEET 1 OF 2
---------	--------	------------	--------------

Last updated: 8/16/2023